



US00D435102S

United States Patent [19]
Chakoff et al.

[11] **Patent Number: Des. 435,102**
[45] **Date of Patent: ** Dec. 12, 2000**

- [54] **SUCTION-IRRIGATION HANDPIECE**
- [75] Inventors: **Stephen Chakoff**, Miami, Fla.; **Garrett Barker**, Meridian, Tex.; **Joseph J. Cerola**, Delray Beach, Fla.
- [73] Assignee: **Scion International, Inc.**, Miami, Fla.
- [**] Term: **14 Years**
- [21] Appl. No.: **29/108,661**
- [22] Filed: **Aug. 2, 1999**
- [51] **LOC (7) Cl.** **24-04**
- [52] **U.S. Cl.** **D24/113; D24/133**
- [58] **Field of Search** **D24/108, 111, D24/112, 113, 133, 138, 144; D8/107; 251/149.1; 604/19, 27, 34, 35, 43, 45, 275, 250, 902; 433/28, 29, 82**

D. 341,200	11/1993	Yoshimoto	D24/133
D. 376,204	12/1996	Huculak et al.	D24/133
D. 391,367	2/1998	Sandock	D24/108
D. 422,359	4/2000	Fitch et al.	D24/133
6,013,048	1/2000	Podany et al.	604/35

Primary Examiner—Alan P. Douglas
Assistant Examiner—Reid Hecker
Attorney, Agent, or Firm—Robert C. Kain, Jr.

[57] **CLAIM**

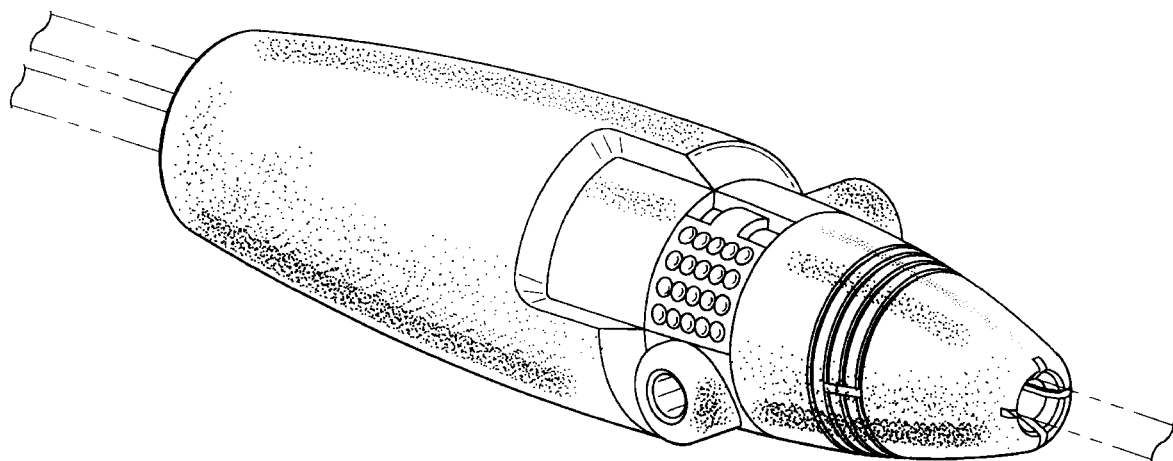
We claim the ornamental design for the suction-irrigation handpiece, as shown.

DESCRIPTION

FIG. 1 is a left-side perspective view of the suction-irrigation handpiece.
FIG. 2 is a right-side perspective view of the suction-irrigation handpiece.
FIG. 3 is a top view of the handpiece shown in FIG. 1.
FIG. 4 is a bottom view of the handpiece shown in FIG. 1.
FIG. 5 is a front view of the handpiece shown in FIG. 1; and, FIG. 6 is a rear view of the handpiece shown in FIG. 1.

- [56] **References Cited**
U.S. PATENT DOCUMENTS
D. 338,958 8/1993 Jensen D24/133

1 Claim, 4 Drawing Sheets



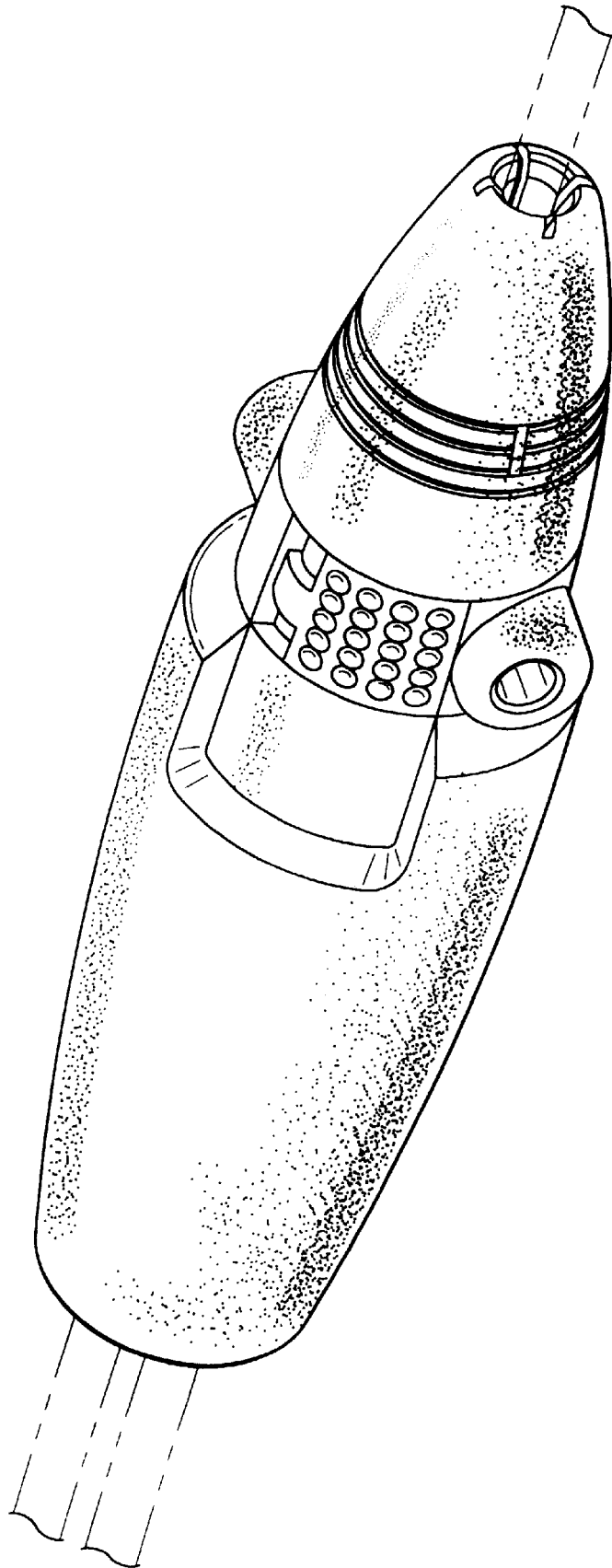


FIG. 1

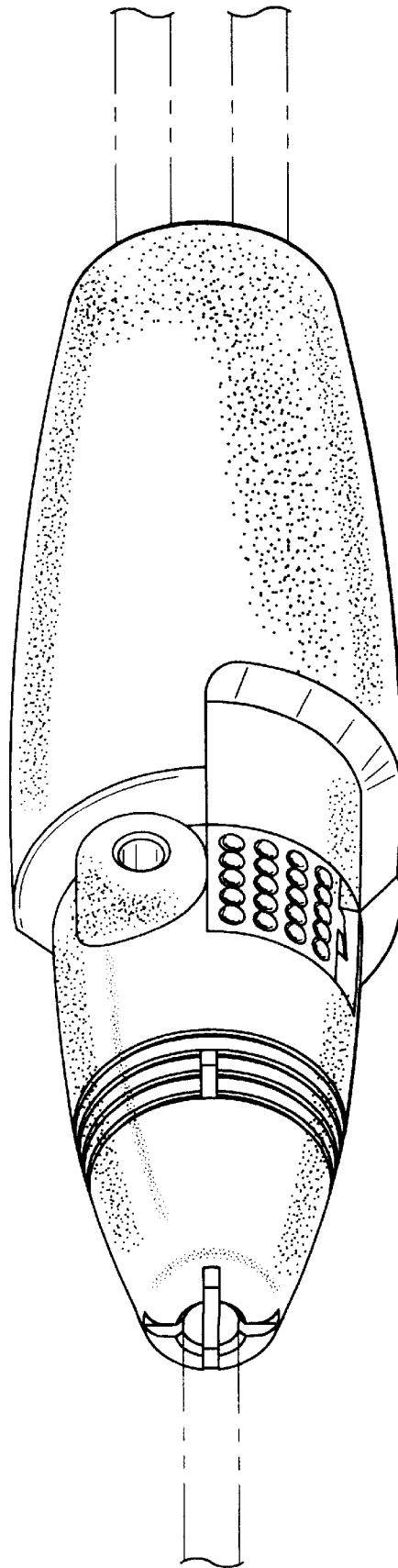


FIG. 2

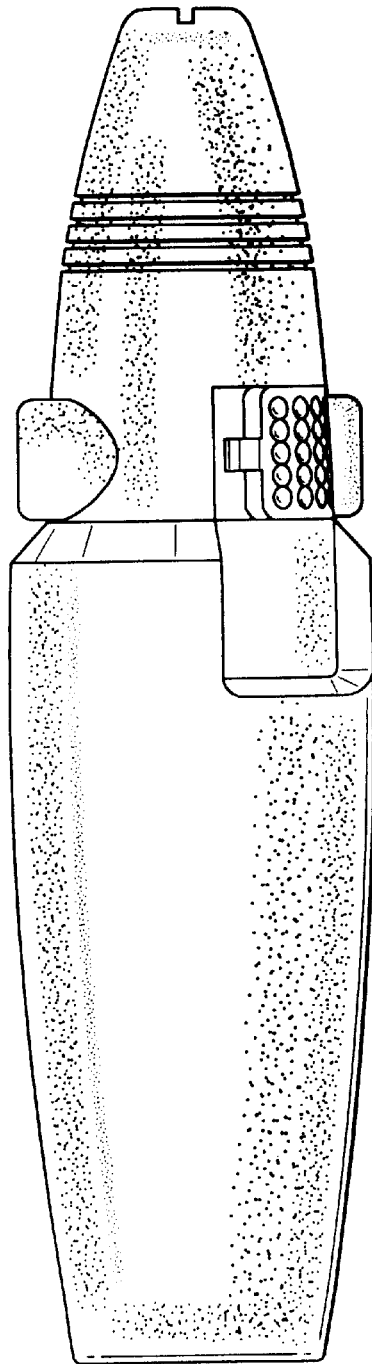


FIG. 4

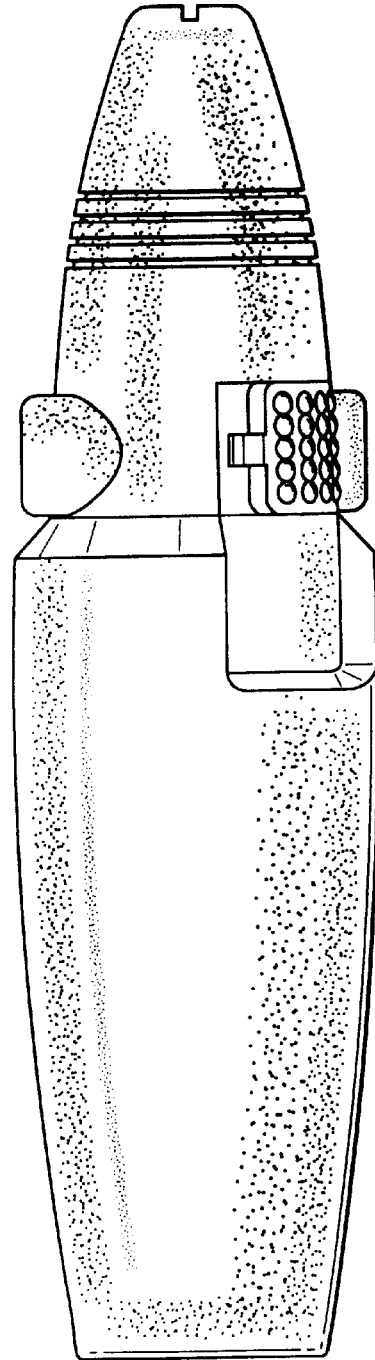


FIG. 3

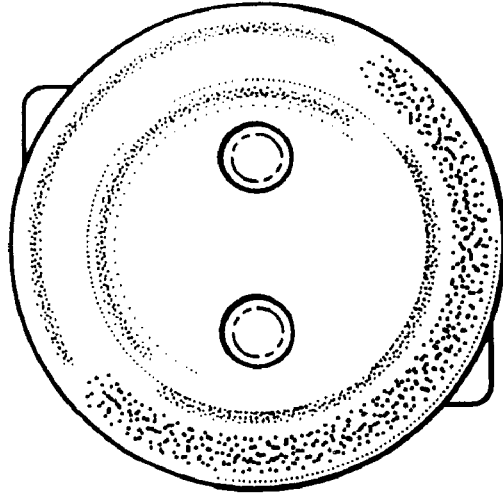


FIG. 6

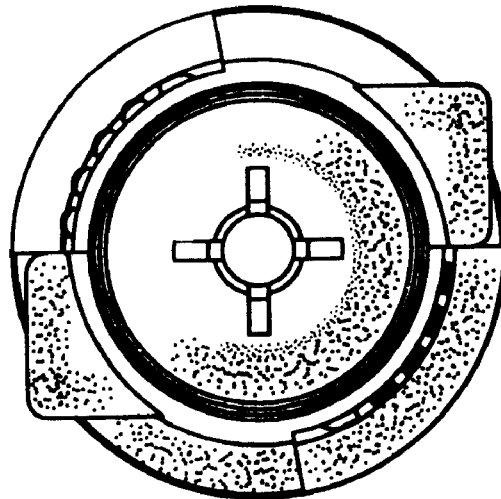


FIG. 5