



US00D447640B1

(12) **United States Design Patent**
Ranspach

(10) **Patent No.:** **US D447,640 S**

(45) **Date of Patent:** **** Sep. 11, 2001**

(54) **DRAWING HORSE AND DRAFTING TABLE**

(76) **Inventor:** **Ernest J. Ranspach**, 434 NE. 8th St.,
Boca Raton, FL (US) 33432

(**) **Term:** **14 Years**

(21) **Appl. No.:** **29/140,213**

(22) **Filed:** **Apr. 14, 2001**

Related U.S. Application Data

(60) Continuation-in-part of application No. 29/133,557, filed on Dec. 1, 2000, now Pat. No. Des. 441,969, which is a division of application No. 29/115,117, filed on Dec. 8, 1999, now Pat. No. Des. 435,975.

(51) **LOC (7) Cl.** **06-01**

(52) **U.S. Cl.** **D6/338**

(58) **Field of Search** D6/300, 335, 336,
D6/338, 340, 349, 367, 420, 462; 108/6,
29, 157.1, 157.11, 163, 177; 297/124, 135,
156, 170, 172, 173, 174; D34/14, 21, 22

(56) **References Cited**

U.S. PATENT DOCUMENTS

D. 61,355	8/1922	Anderson .	
D. 140,281	2/1945	Weller et al.	D33/7
D. 145,777	* 10/1946	Clachko	D6/420
D. 175,016	6/1955	Cote	D15/8
D. 182,061	2/1958	Cote	D15/8
D. 183,407	8/1958	Schaefer	D15/8
D. 241,324	9/1976	Wright	D12/29
D. 260,203	8/1981	Arnold	D6/17
D. 275,913	10/1984	Mulligan	D6/301
D. 310,603	9/1990	Keller	D6/349
D. 335,566	5/1993	Spriggs et al.	D34/14
D. 427,790	7/2000	Gargan	D6/334
D. 432,329	* 10/2000	Chang	D6/420

647,527	4/1900	Schleuning .	
1,582,346	4/1926	Oster .	
1,951,960	3/1934	Anduaga	155/124
2,515,474	7/1950	Ryder	311/36
2,530,785	11/1950	Rocca	155/124
2,696,415	12/1954	Himelson	311/38
2,901,124	8/1959	Gingher et al.	211/149
4,921,302	5/1990	Godwin	297/170

OTHER PUBLICATIONS

Artroom Equipment Catalog 1997 Illustration of Drawing Horse, copyright 1997 James Howard Co. (2 pgs.).
Sax Catalog Circa 1998 Art Horse p. 271 (1 pg.).
High Smith Catalog Circa 1998 Wilson Multimedia Workstation p. 77 (1 pg.).

* cited by examiner

Primary Examiner—Doris V. Coles

Assistant Examiner—Mimosa De

(74) *Attorney, Agent, or Firm*—Robert C Kain, Jr.; Fleit Kain

(57) **CLAIM**

The ornamental design for the drawing horse and drafting table, as shown and described.

DESCRIPTION

FIG. 1 is a right side perspective view of the drawing horse and drafting table.

FIG. 2 is a front view of the table shown in FIG. 1;

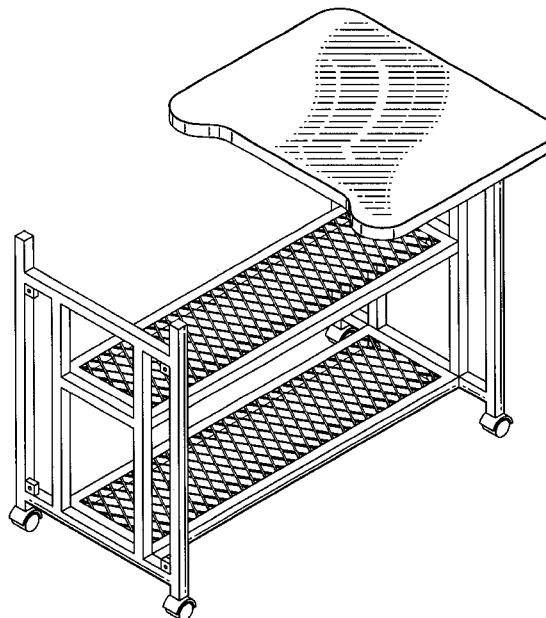
FIG. 3 is a rear view of the table shown in FIG. 1;

FIG. 4 is a right side view of the table shown in FIG. 1 (the left side view being identical to the right side view);

FIG. 5 is a top view of the table shown in FIG. 1; and,

FIG. 6 is a bottom view of the table shown in FIG. 1.

1 Claim, 5 Drawing Sheets



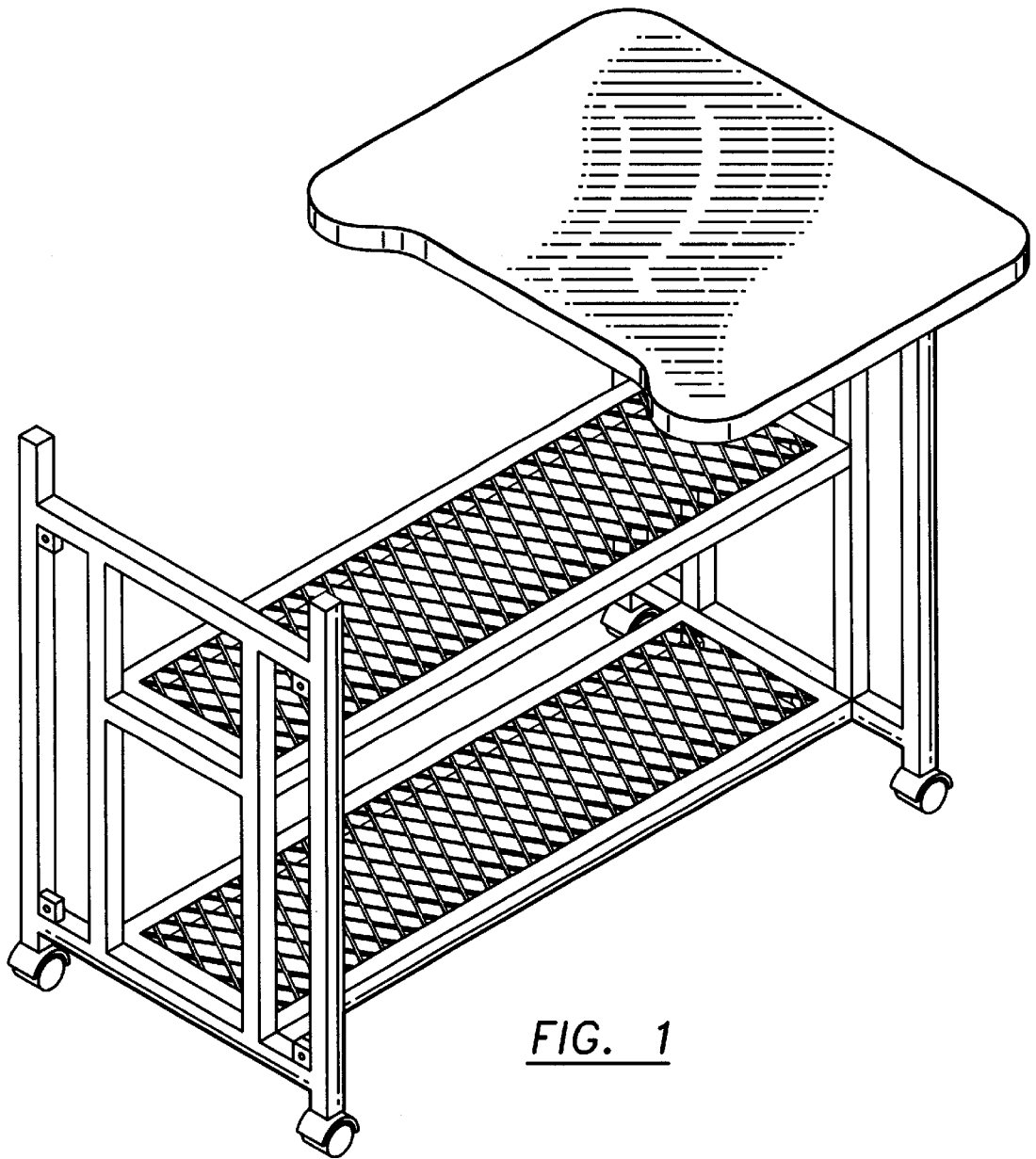


FIG. 1

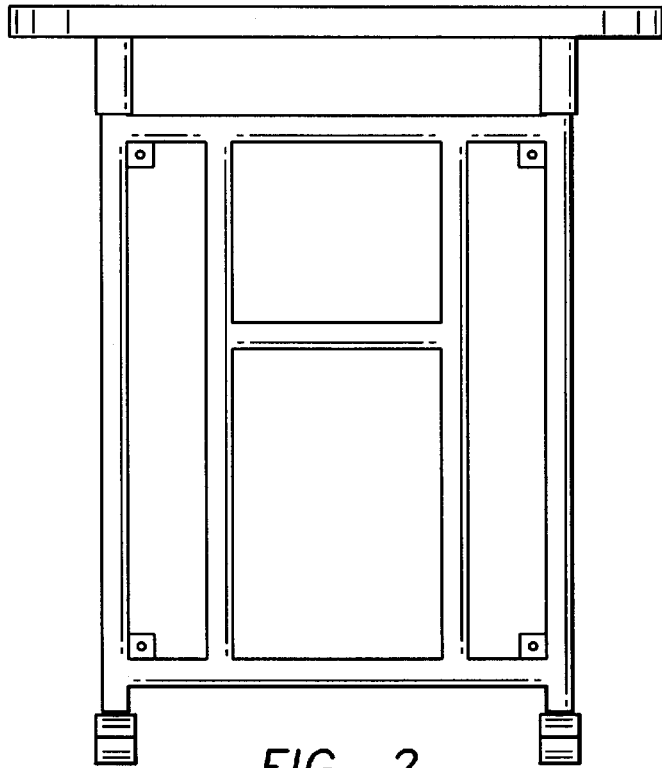


FIG. 2

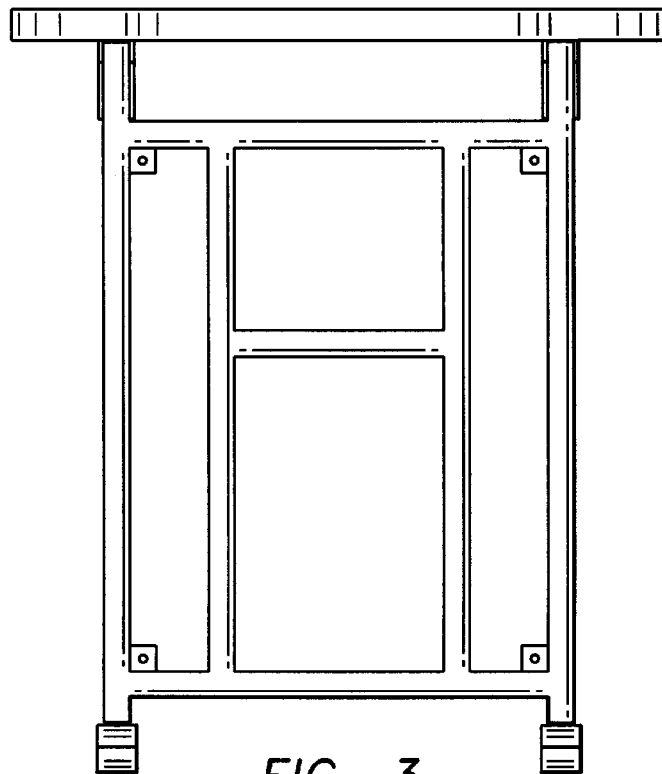


FIG. 3

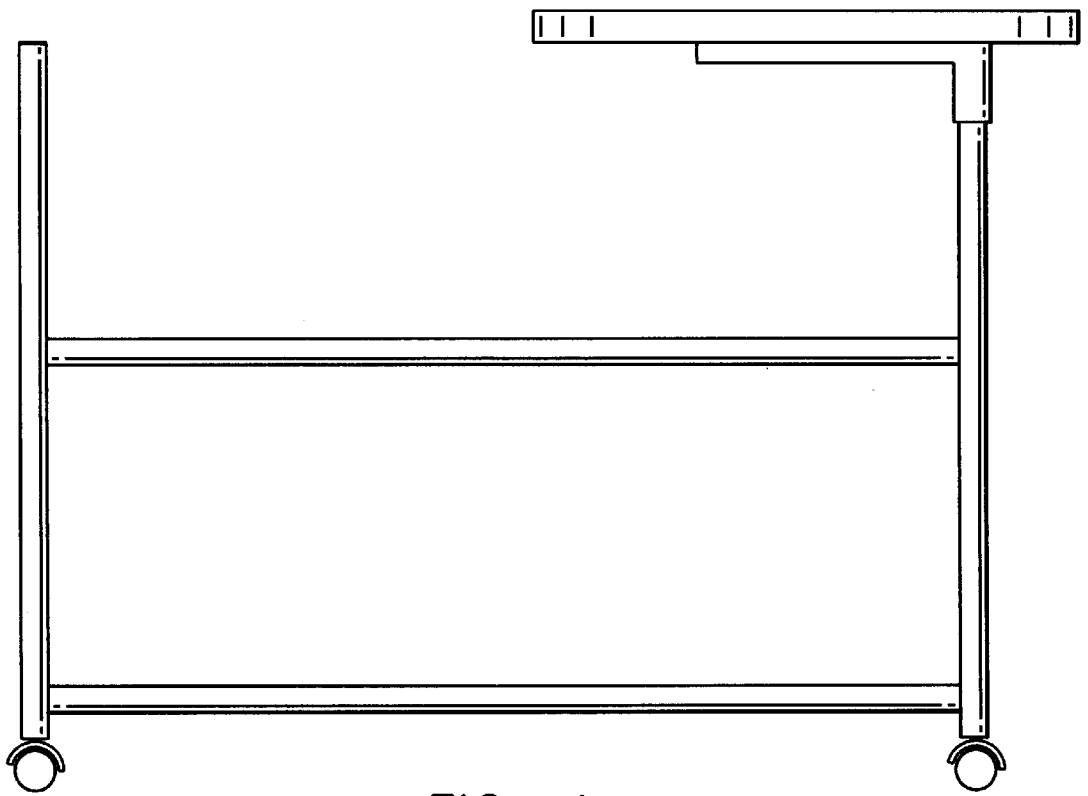


FIG. 4

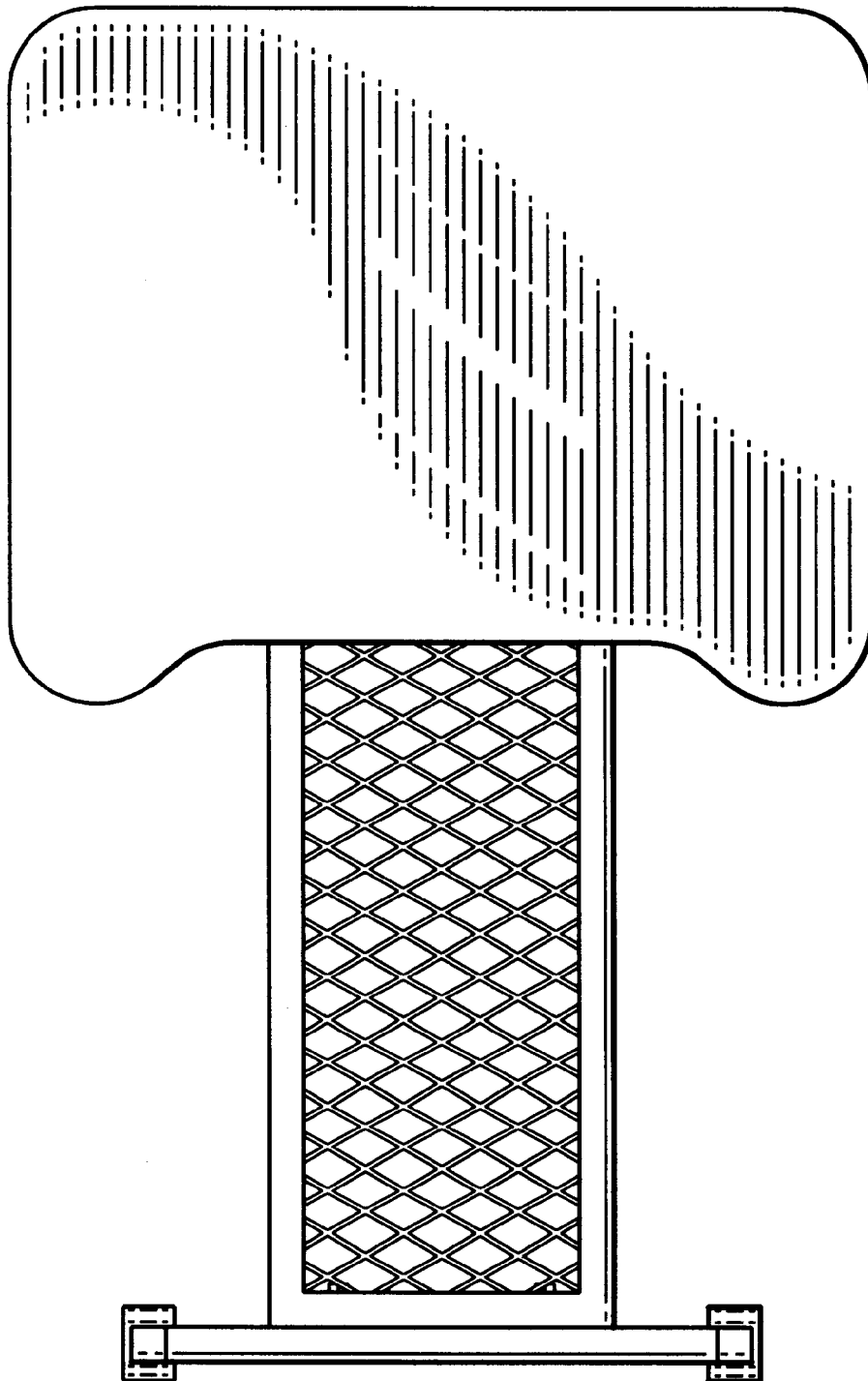


FIG. 5

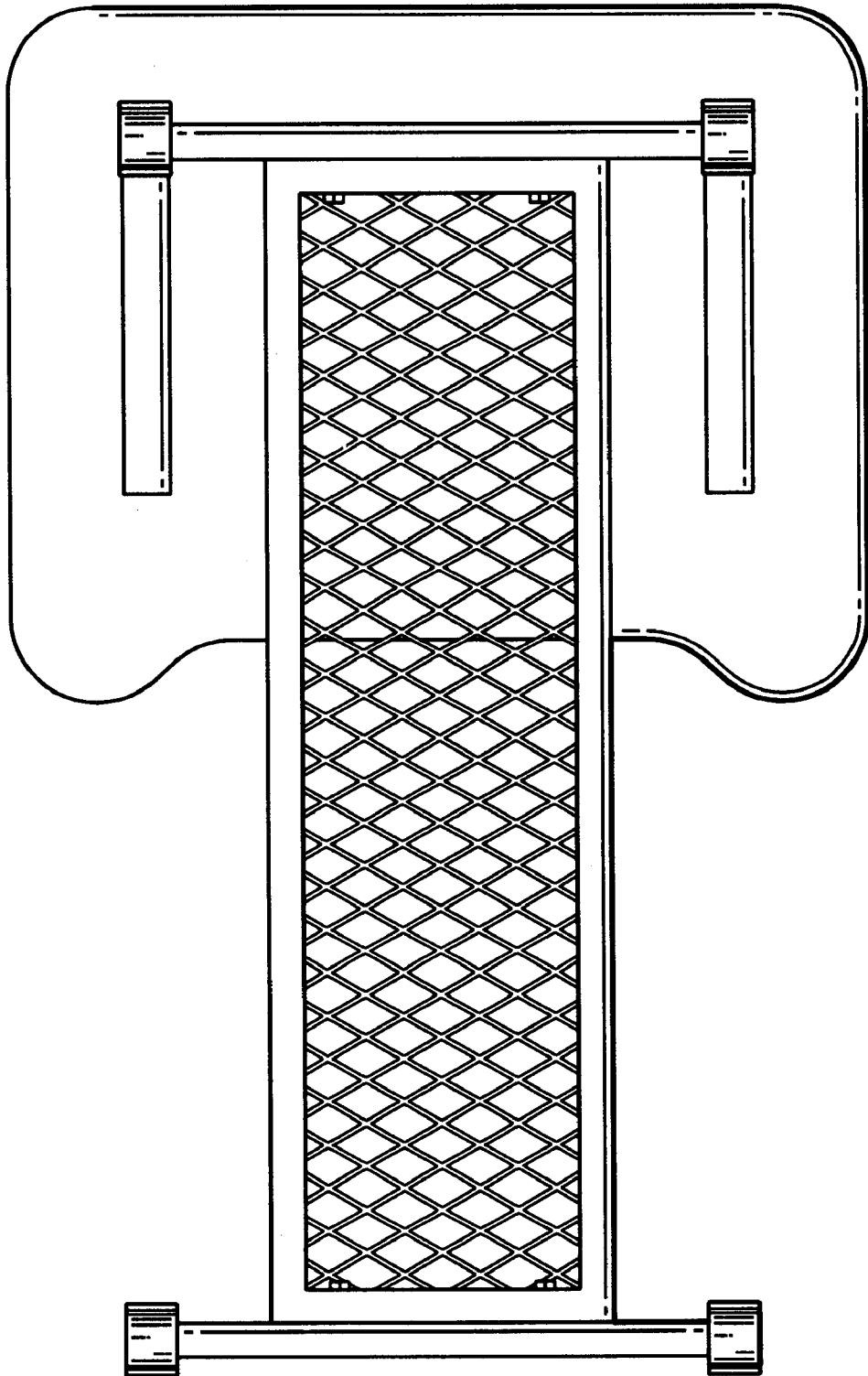


FIG. 6